



ELECTRICAL DESIGN GROUP

ELECTRICAL BUILDING SERVICES CONSULTANTS

P.O. Box 15, SHERWOOD Q. 4075

Phone: (07) 3278 4375 Fax: (07) 3716 0222

Web Site: www.edg.net.au Email: brisbane@edg.net.au

C3461a - EAGERS MT GRAVATT - 1281 LOGAN ROAD


C3461a-0002(C).xls

ELECTRICAL EQUIPMENT SCHEDULE

REVISION C - 14 AUGUST 2025

THE LIGHT FITTING SUPPLIER CONTACT DETAILS MAY BE AVAILABLE ON THE EDG WEBSITE VIA THE FOLLOWING LINK
www.edg.net.au/Links/Lighting.htm

TYPE	LAMPS	DESCRIPTION	COLOUR / ACCESSORY	CATALOGUE No	REV
L1	30W 4000K LED	4M POLE AND ADJUSTABLE FLOOD LIGHT C/W INTEGRAL DRIVER ALL 240 VOLT CABLING TO THE POLES ARE TO BE RUN IN CONDUITS AT LEAST 50MM TO FACILITATE FUTURE POWER CABLING. ALL CONDUITS ARE TO HAVE A SPARE DRAW WIRE AND BE SHOWN ON THE AS CONSTRUCTED DOCUMENTS.	BLACK FITTING BLACK POLE	MELEC ML-NOX3-V4-W	B
L2	3750 LUMEN 4000K LED	600 X 600 LAY IN FLAT PLATE LED FITTING C/W REMOTE DRIVER AND A PB RECESS KIT	WHITE TRIM	SAL LIGHTING S9784/606TC/DP2 + PB KIT	B
L3	2500 LUMEN 4000K LED	300 X 600 LAY IN FLAT PLATE LED FITTING C/W REMOTE DRIVER AND A PB RECESS KIT	WHITE TRIM	SAL LIGHTING S9784/306TC/DP2 + PB KIT	B
L4	12W 4000K LED	AMENITY RECESSED DOWNLIGHT C/W REMOTE DRIVER	WHITE	SAL LIGHTING ECOSTAR S9048TC	B
L5	24W 4000K LED	RECESSED 62 DEG DOWNLIGHT C/W REMOTE DRIVER	WHITE	SAL LIGHTING RENMARK S9083R35TC/DP - 24W	B
L6	60W 4000K LED	RECESSED ADJUSTABLE SQUARE DOWNLIGHT C/W REMOTE DRIVER	WHITE	GAMMA ILLUMINATION LEPLEX 1082-VWFL-4K-60W	B
L7	24W 4000K LED	RECESSED DOWNLIGHT C/W REMOTE DRIVER	WHITE	SAL LIGHTING RENMARK S9083R35TC/DP - 24/35W	B
L8	TBA	DECORATIVE PENDANT ALLOW TO INSTALL. ALLOW A PC SUM EXC GST FOR THE SUPPLY OF EACH L8 FITTING	TBA	ALLOW A PC SUM OF \$500.00 PER FITTING	B
L9	TBA	DECORATIVE PENDANT ALLOW TO INSTALL. ALLOW A PC SUM EXC GST FOR THE SUPPLY OF EACH L9 FITTING	TBA	ALLOW A PC SUM OF \$500.00 PER FITTING	B
L10	TBA	DECORATIVE PENDANT ALLOW TO INSTALL. ALLOW A PC SUM EXC GST FOR THE SUPPLY OF EACH L10 FITTING	TBA	ALLOW A PC SUM OF \$500.00 PER FITTING	B
L11	TBA	DECORATIVE PENDANT ALLOW TO INSTALL. ALLOW A PC SUM EXC GST FOR THE SUPPLY OF EACH L11 FITTING	TBA	ALLOW A PC SUM OF \$500.00 PER FITTING	B
L12	2100 DELIVERED LUMEN 4000K LED	2400 LONG LONG ROD SUSPENDED BLACK EXTRUSION C/W OPAL DIFFUSER INTEGRAL DRIVER. CONFIRM THE SUSPENSION LENGTH ON SITE WITH THE ARCHITECT.	BLACK	EQUAL TO KLIK SYSTEMS KALLI 080 BEAM D	B



ELECTRICAL DESIGN GROUP

ELECTRICAL BUILDING SERVICES CONSULTANTS

P.O. Box 15, SHERWOOD Q. 4075

Phone: (07) 3278 4375 Fax: (07) 3716 0222

Web Site: www.edg.net.au Email: brisbane@edg.net.au

C3461a - EAGERS MT GRAVATT - 1281 LOGAN ROAD


C3461a-0002(C).xls

ELECTRICAL EQUIPMENT SCHEDULE

REVISION C - 14 AUGUST 2025

THE LIGHT FITTING SUPPLIER CONTACT DETAILS MAY BE AVAILABLE ON THE EDG WEBSITE VIA THE FOLLOWING LINK
www.edg.net.au/Links/Lighting.htm

TYPE	LAMPS	DESCRIPTION	COLOUR / ACCESSORY	CATALOGUE No	REV
L13	30W 4000K LED	5400 LONG THREE CIRCUIT SURFACE MOUNTED TRACK C/W FIVE ADJUSTABLE TRACK MOUNTED FITTINGS CONTAINING INTEGRAL DRIVERS	BLACK	SAL LIGHTING C/W STR4886MPTC 30 FITTINGS	B
L14	30W 4000K LED	5400 LONG THREE CIRCUIT SURFACE MOUNTED TRACK C/W TEN ADJUSTABLE TRACK MOUNTED FITTINGS CONTAINING INTEGRAL DRIVERS	BLACK	SAL LIGHTING C/W STR4886MPTC 30 FITTINGS	B
L15	150W 4000K LED	9M POLE AND CARPARK LIGHT C/W INTEGRAL DRIVER ALL 240 VOLT CABLING TO THE POLES ARE TO BE RUN IN CONDUITS AT LEAST 50MM TO FACILITATE FUTURE POWER CABLING. ALL CONDUITS ARE TO HAVE A SPARE DRAW WIRE AND BE SHOWN ON THE AS CONSTRUCTED DOCUMENTS.	BLACK FITTING BLACK POLE	MELEC ML-ROX-150-4K-PE-BK	B
L16	50W 4000K LED	9M POLE AND CARPARK LIGHT C/W INTEGRAL DRIVER ALL 240 VOLT CABLING TO THE POLES ARE TO BE RUN IN CONDUITS AT LEAST 50MM TO FACILITATE FUTURE POWER CABLING. ALL CONDUITS ARE TO HAVE A SPARE DRAW WIRE AND BE SHOWN ON THE AS CONSTRUCTED DOCUMENTS.	BLACK FITTING BLACK POLE	MELEC ML-ROX-50-4K-PE-BK	B
L17	16W 4000K LED	EXTERNAL WALL LIGHT TO REPLACE THE EXISTING FITTING C/W INTEGRAL DRIVER	BLACK	SAL LIGHTING SE7146CW/BK	B
E1	LED	EMERGENCY LIGHT: RECESSED NON-MAINTAINED EMERGENCY LIGHT. AS2293 CLASSIFICATION C0-D40 - C90-D40.	WHITE	CLEVERTRONICS CLIFE	B
EX	LED	EXIT LIGHT: MAINTAINED 24M VIEWING DISTANCE EXIT LIGHT C/W DIFFUSERS & DIRECTIONAL ARROWS AS SHOWN. CEILING SURFACE MOUNT OR WALL MOUNT BETWEEN 2100mm & 2700mm AFFL IF THERE IS NO VERTICAL SURFACE TO MOUNT THE FITTING ON WITHIN THIS RANGE CONFIRM THE MOUNTING HEIGHT WITH THE ENGINEER. PROVIDE A CUSTOM WHITE COUNTER LEVER MOUNTING BRACKET AS REQUIRED AS2293 CLASSIFICATION C0-D8 - C90-E3.2.	WHITE	CLEVERTRONICS LUB PRO SM	B
SWITCH PANEL (SPA)		WALL MOUNTED MULTI GANG SWITCH PANEL AS PER THE LIGHTING CONTROL SCHEMATIC. MOUNTED AT 1000mm AFFL UNLESS NOTED OTHERWISE.	STAINLESS STEEL	CLIPSAL B SERIES	C
LIGHTING CONTROL CHANNELS		PROVIDE LIGHTING CONTROLS CHANNELS 1 THROUGH TO 5 AS MANUAL SWITCHES ON SP1.			B



ELECTRICAL DESIGN GROUP

ELECTRICAL BUILDING SERVICES CONSULTANTS

P.O. Box 15, SHERWOOD Q. 4075

Phone: (07) 3278 4375 Fax: (07) 3716 0222

Web Site: www.edg.net.au Email: brisbane@edg.net.au

C3461a - EAGERS MT GRAVATT - 1281 LOGAN ROAD


C3461a-0002(C).xls

ELECTRICAL EQUIPMENT SCHEDULE

REVISION C - 14 AUGUST 2025

THE LIGHT FITTING SUPPLIER CONTACT DETAILS MAY BE AVAILABLE ON THE EDG WEBSITE VIA THE FOLLOWING LINK
www.edg.net.au/Links/Lighting.htm

TYPE	LAMPS	DESCRIPTION	COLOUR / ACCESSORY	CATALOGUE No	REV
PROXIMITY DETECTOR SWITCH (PD)		ADJUSTABLE FLUSH RECESSED 360 DEGREE PIR PRESENCE DETECTOR TO OPERATE THE ASSOCIATED LIGHTS FOR A PRE-SET AMOUNT OF TIME. ADJUST THE TIME AND SENSITIVITY ON SITE AS DIRECTED BY THE ENGINEER. SUBMIT DETAILS OF THE MOVEMENT DETECTOR SWITCH FOR APPROVAL PRIOR TO ORDERING	WHITE	CLIPSAL	B
ONE-WAY LIGHT SWITCH		ONE-WAY LIGHT SWITCH C/W CIRCUIT IDENTIFICATION ON THE FACEPLATE BEHIND THE SURROUND MOUNTED AT 1000mm AFFL UNLESS NOTED OTHERWISE.	WHITE	CLIPSAL C2000 SERIES FACEPLATE	B
TWO-WAY LIGHT SWITCH		TWO-WAY LIGHT SWITCH C/W CIRCUIT IDENTIFICATION ON THE FACEPLATE BEHIND THE SURROUND MOUNTED AT 1000mm AFFL UNLESS NOTED OTHERWISE.	WHITE	CLIPSAL C2000 SERIES FACEPLATE	B
AUTO DOOR ENTRY PUSH BUTTON (PB1)		BLANK FACEPLATE C/W RECESSED DEEP WALL BOX AND A CONCEALED 32 DIA CONDUIT FROM THE WALL BOX TO THE AUTO DOOR MOTOR / CONTROLLER (DM1) MOUNTED AT 1000mm AFFL UNLESS NOTED OTHERWISE.	WHITE	CLIPSAL C2000 SERIES FACEPLATE	B
AUTO DOOR EXIT PUSH BUTTON (PB2)		BLANK FACEPLATE C/W RECESSED DEEP WALL BOX AND A CONCEALED 32 DIA CONDUIT FROM THE WALL BOX TO THE AUTO DOOR MOTOR / CONTROLLER (DM1) MOUNTED AT 1000mm AFFL UNLESS NOTED OTHERWISE.	WHITE	CLIPSAL C2000 SERIES FACEPLATE	B
AUTO DOOR MOTOR / CONTROLLER (DM1)		SINGLE 10 AMP POWER OUTLET C/W CIRCUIT IDENTIFICATION ON THE FACEPLATE MOUNTED AT HIGH LEVEL IN A CONCEALED POSITION FOR THE AUTO DOOR MOTOR / CONTROLLER AS DIRECTED / COORDINATED WITH BY THE AUTO DOOR SUPPLIER ON SITE	WHITE	CLIPSAL C2000 SERIES FACEPLATE	B
CAT 6 COMMUNICATIONS OUTLET		RJ45 CAT-6 COMMUNICATIONS OUTLET, CABLED BACK TO THE COMMUNICATIONS RACK CR-A TERMINATED ONTO FACILITY PATCH PANELS VIA 4-PAIR CAT-6 UTP CABLE. MOUNT UP TO 3 RJ45 OUTLETS PER MULTI-GANG FACEPLATE WITH SEPARATE PERMANENT LABELLING FOR EACH OUTLET.	WHITE	CLIPSAL C2000 SERIES FACEPLATE	B



ELECTRICAL DESIGN GROUP

ELECTRICAL BUILDING SERVICES CONSULTANTS

P.O. Box 15, SHERWOOD Q. 4075

Phone: (07) 3278 4375 Fax: (07) 3716 0222

Web Site: www.edg.net.au Email: brisbane@edg.net.au

C3461a - EAGERS MT GRAVATT - 1281 LOGAN ROAD


C3461a-0002(C).xls

ELECTRICAL EQUIPMENT SCHEDULE

REVISION C - 14 AUGUST 2025

THE LIGHT FITTING SUPPLIER CONTACT DETAILS MAY BE AVAILABLE ON THE EDG WEBSITE VIA THE FOLLOWING LINK
www.edg.net.au/Links/Lighting.htm

TYPE	LAMPS	DESCRIPTION	COLOUR / ACCESSORY	CATALOGUE No	REV
COMMUNICATIONS RACK CR-A		PROVIDE CR-B AS A 800 DEEP 42 RU 800 WIDE 19 INCH COMMUNICATIONS C/W CASTERS, LOCKABLE CLEAR DOOR, VENTILATED SIDES, PATCH PANELS AND CABLE MANAGEMENT TO ACCOMMODATE THE COMMUNICATION OUTLETS. PROVIDE DETAILS OF THE RACK FOR APPROVAL PRIOR TO ORDERING. ENSURE ALL CABLE THAT CONNECT TO THE RACK ARE PROVIDED WITH SUFFICIENT SPARE LENGTH TO ALLOW THE RACK TO BE MOVED 2000 WITHOUT IMPACTING THE CONNECTIONS.	BLACK	REDBACK A4.8842D	B
NBN PREMISE CONNECTION DEVICE (PCD)		NBN COMPLIANT PREMISES CONNECTION DEVICE AS PER THE PCD DETAIL TO BE CONNECTED TO THE NTD VIA AN NBN COMPLIANT DROP CONDUIT. CONNECT THE PCD TO THE TELSTRA PIT VIA AN NBN COMPLIANT LEAD-IN CONDUIT.			B
NBN NETWORK TERMINATION UNIT (NTD)		RACK MOUNTED NETWORK TERMINATION UNIT TO BE PROVIDED IN ACCORDANCE WITH THE NBN REQUIREMENTS. MOUNT THE NTU WITHIN CR-A			B
SINGLE POWER OUTLET		SINGLE POWER OUTLET C/W CIRCUIT IDENTIFICATION ON THE FACEPLATE BEHIND THE SURROUND MOUNT AT 300mm AFFL U.N.O. RATING 10A U.N.O.	WHITE	CLIPSAL C2000 SERIES FACEPLATE	B
DOUBLE POWER OUTLET		DOUBLE POWER OUTLET C/W CIRCUIT IDENTIFICATION ON THE FACEPLATE BEHIND THE SURROUND MOUNT AT 300mm AFFL U.N.O. RATING 10A U.N.O.	WHITE	CLIPSAL C2000 SERIES FACEPLATE	B
SPECIAL PURPOSE OUTLET		SPECIAL PURPOSE OUTLET TYPE AS NOTED. MOUNT AT 1350mm AFFL U.N.O. RATING 20A U.N.O. CONNECT TO EQUIPMENT VIA FLEXIBLE CONDUIT.			B
DOUBLE POWER OUTLET (USB)		DOUBLE POWER OUTLET C/W USB CHARGER AND CIRCUIT IDENTIFICATION ON THE FACEPLATE BEHIND THE SURROUND MOUNT AT AB U.N.O. RATING 10A U.N.O.	WHITE	CLIPSAL 2000 SERIES + 30USBCM MECH	B
SINGLE POWER OUTLET FOR THE AUTO DOOR (AD)		SINGLE 10 AMP POWER OUTLET C/W CIRCUIT IDENTIFICATION ON THE FACEPLATE BEHIND THE SURROUND MOUNTED WITHIN THE AUTO DOOR MULLION	WHITE	CLIPSAL C2000 SERIES	B
WEATHERPROOF POWER OUTLET (WP)		IP54 WEATHERPROOF SINGLE / DOUBLE POWER OUTLET AS NOTED ON DRAWING C/W COVER FLAP OVER SOCKET. MOUNT AT MINIMUM 1100mm AFFL U.N.O. RATING 10A U.N.O.	-	CLIPSAL WSCF227F	B
SIGN CONNECTION		COORDINATE THE LOCATION AND CONNECTION WITH THE SIGN CONTRACTOR ENSURING THE GPO / ISOLATORS ARE PROVIDED WITH APPROPRIATE WEATHER PROTECTION AND ARE CONCEALED FROM VIEW.			B
SINGLE-PHASE ISOLATOR		SINGLE-PHASE WEATHERPROOF ISOLATOR. MOUNT AT 1350mm AFFL U.N.O. RATING 20A U.N.O. CONNECT TO EQUIPMENT VIA FLEXIBLE CONDUIT.	-	CLIPSAL WHT20	B



ELECTRICAL DESIGN GROUP

ELECTRICAL BUILDING SERVICES CONSULTANTS

P.O. Box 15, SHERWOOD Q. 4075

Phone: (07) 3278 4375 Fax: (07) 3716 0222

Web Site: www.edg.net.au Email: brisbane@edg.net.au

C3461a - EAGERS MT GRAVATT - 1281 LOGAN ROAD


C3461a-0002(C).xls

ELECTRICAL EQUIPMENT SCHEDULE

REVISION C - 14 AUGUST 2025

THE LIGHT FITTING SUPPLIER CONTACT DETAILS MAY BE AVAILABLE ON THE EDG WEBSITE VIA THE FOLLOWING LINK
www.edg.net.au/Links/Lighting.htm

TYPE	LAMPS	DESCRIPTION	COLOUR / ACCESSORY	CATALOGUE No	REV
THREE-PHASE ISOLATOR		THREE-PHASE WEATHERPROOF ISOLATOR. MOUNT AT 1350mm AFFL U.N.O. RATING 20A U.N.O. CONNECT TO EQUIPMENT VIA FLEXIBLE CONDUIT. "RSD" DENOTES ROLLER SHUTTER DOOR SUPPLY - COORDINATE LOCATION ONSITE WITH MOTOR.	-	CLIPSAL WHT35	B
FLOOR BOX TYPE 1 (FB1)		INSITU FLUSH FLOOR BOX C/W A DOUBLE GPOS+ FACILITY FOR A COMMUNICATIONS OUTLETS FACEPLATE. PROVIDE A 32 DIA CONDUIT C/W A SPARE DRAW WIRE FROM THE REAR OF THE COMMUNICATIONS FACEPLATE TO THE CEILING SPACE ABOVE THE COMMUNICATIONS RACK CR-A. PROVIDE THE GPOS AS PER THE STANDARD DESCRIPTIONS.	STAINLESS STEEL	ECD FB2SHD	B
EV CHARGER 1 (EVC1)		OCULAR DC ATLAS 60KW OC-60HY4 EV CHARGER C/W DEMAND MANAGEMENT			B
EV CHARGER 2 (EVC2)		OCULAR IQ ROWER 22KW IOCAP06C-22 EV CHARGER C/W DEMAND MANAGEMENT			B
DB-A		DISTRIBUTION BOARD DB-A AS PER THE DB-A SCHEDULE AND NOTES. PROVIDE A SHOP DRAWING OF DB-A FOR APPROVAL.			B
MSB		MAIN SWITCHBOARD AS PER THE POWER SCHEMATIC AND THE NOTES. PROVIDE A SHOP DRAWING OF THE MAIN SWITCHBOARD FOR APPROVAL.			B
REVENUE METER (KWH)		NEM CODE COMPLIANT CT RETAIL METER INCLUDING ALL ASSOCIATED COMPONENTS			B
METERING TEST BLOCK METER (MTB)		QECM V4 COMPLIANT METERING TEST BLOCK INCLUDING ALL ASSOCIATED COMPONENTS			B
DEMAND METER (DM)		ELECTRIC VEHICLE CHARGING DEMAND MANAGEMENT SYSTEM CURRENT TRANSFORMER			B
ELECTRIC VEHICLE CHARGING ISOLATION SWITCH (CIS)		ELECTRIC VEHICLE CHARGING ISOLATION SWITCH PUSH BUTTON WIRED TO THE EV CHARGER SUPPLY CIRCUIT BREAKER SHUNT TRIP TO ISOLATE THE POWER TO THE ELECTRIC VEHICLE CHARGERS. MOUNTED AT 1800mm AFFL UNLESS NOTED OTHERWISE. PROVIDE COLOURED ENGRAVED TEXT AS PER THE CIS ELEVATION.	WHITE	CLIPSAL C2000 SERIES 30USM	B
CONTACTOR (Cx)		EV CONTROL LOAD BREAK CONTACTOR RATED ABOVE THE CIRCUIT BREAKER FAME SIZE			B
GENERATION SIGNALLING DEVICE (GSD)		QECM V4 COMPLIANT GENERATION SIGNALLING DEVICE INCLUDING ALL ASSOCIATED COMPONENTS			B
DEMAND RESPONSE SITE CONTROLLER (DRSC)		QECM V4 COMPLIANT DEMAND RESPONSE SITE CONTROLLER INCLUDING ALL ASSOCIATED COMPONENTS			B
MSSB		MECHANICAL SERVICES SWITCHBOARD PROVIDED BY THE MECHANICAL SUB CONTRACTOR. COORDINATE THE SUBMAIN CONNECTION WITH THE MECHANICAL SUB CONTRACTOR ON SITE.			B
SECURITY EQUIPMENT		SECURITY EQUIPMENT BY THE TENANTS SPECIALIST SECURITY CONTRACTOR			B



ELECTRICAL DESIGN GROUP

ELECTRICAL BUILDING SERVICES CONSULTANTS

P.O. Box 15, SHERWOOD Q. 4075

Phone: (07) 3278 4375 Fax: (07) 3716 0222

Web Site: www.edg.net.au Email: brisbane@edg.net.au

C3461a - EAGERS MT GRAVATT - 1281 LOGAN ROAD

C3461a-0002(C).xls

ELECTRICAL EQUIPMENT SCHEDULE

REVISION C - 14 AUGUST 2025

THE LIGHT FITTING SUPPLIER CONTACT DETAILS MAY BE AVAILABLE ON THE EDG WEBSITE VIA THE FOLLOWING LINK
www.edg.net.au/Links/Lighting.htm

TYPE	LAMPS	DESCRIPTION	COLOUR / ACCESSORY	CATALOGUE No	REV
PROPERTY POLE		NEW STEEL PROPERTY POLE TO ENERGEX REQUIREMENTS			C
PV INVERTER (INV-A)		33KW IP 66 3 PHASE PV INVERTER C/W 5 YEAR REPLACEMENT WARRANTY CONNECTED TO THE PV PANELS. REFER TO THE NOTES FOR ADDITIONAL REQUIREMENTS. PROVIDE DETAILS OF THE PV SYSTEM AND DESIGN FOR APPROVAL. CONNECT THE INVERTER TO THE ENERGEX GENERATION SIGNALLING DEVICE / DEMAND RESPONSE SITE CONTROLLER AS PER THE QECCM V4			B
PV PANELS		33KW OF PV PANELS C/W GALVANIZED MOUNTING BRACKET. PROVIDE PV PANELS WITH A 10 YEAR PRODUCT WARRANTY AND A 25 YEAR PANEL PERFORMANCE WARRANTY. REFER TO THE NOTES FOR ADDITIONAL REQUIREMENTS.			B